



SYNCHRO QS4

**Maximum Results and Safety in Treating
Multicolored Tattoos
and Pigmented Lesions**

- Multicolored Tattoos Removal
- Dermal and Epidermal Benign Pigmented Lesions
- Wrinkles Reduction
- Acne Scars
- Hair Removal: Fine Vellus Hair

DEKA
Innate Ability



WORLDGATE
Medical & Lab. Supplies



IA
INNATE ABILITY

SYNCHRO QS4

**Against
any regrets!**

4 wavelengths in 1 system. No colors can hold up!

The tattoos trend is gaining in popularity (especially in western countries) among adolescents and young adults. But the request for tattoo removal has increased regularly in recent years, becoming a relevant medical problem.

The advent of Q-Switched lasers has made tattoo removal easier and with great success, becoming today, the best solution for treating any kind of tattoo (professional, amateur, cosmetic and traumatic). Q-Switched laser is also successfully used in treating benign pigmented lesions (ageing spots, freckles, Ota's Nevus, Ito or Hori's Nevus).

“ My patients are now asking for safety and non-invasive treatment and DEKA has moved in this direction.

DEKA Synchro QS4 can achieve excellent results with negligible risk for the patient. Thanks to the 4 different wavelengths in one system I can choose whichever wavelength is more efficient for treating all commonly used pigment colors. The multiple spot dimensions allow the removal of deep and complex tattoos thanks to the homogeneity of the pulse. Synchro QS4 allows to successfully treat even complex cases without the formation of hypopigmentation or atrophic tissue. ”

Prof. Giovanni Cannarozzo, M.D.
Lasers in Dermatology, University of Rome, Tor Vergata, Italy



Our Goal: Safety Results and No Side Effects

Synchro QS4 system is the new advanced DEKA Q-Switched Nd:YAG for treating tattoos, dermal and epidermal benign pigmented lesions and performing *carbon laser rejuvenation*, the latest most demanded cosmetic treatments worldwide. **Synchro QS4** provides users with optimal results in complete safety and without side effects.

There are various types of tattoos and pigmented lesions depending on many aspects. Each person reacts differently to the laser treatment due to different factors influencing its effectiveness: age, skin type, habits, where is situated the tattoo, and also the quantity of color, the possibility of stratification, the chemical composition and its depth. It is fundamental to have a laser tattoo removal system that gives you great option flexibility in total safety by using specific wavelengths and fluences optimized for each type of pigment.

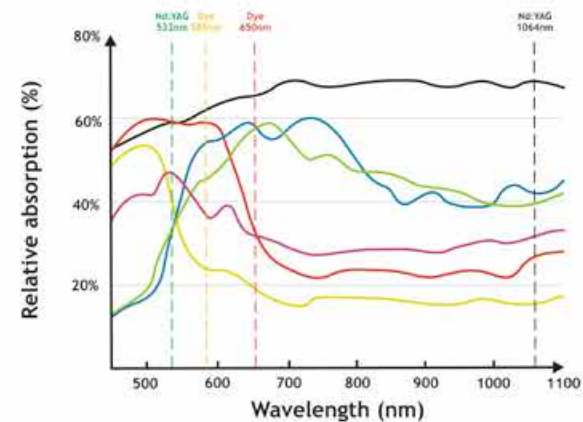


Synchro QS4's PLUS

Complete	Synchro QS 4 can treat all benign pigmented lesions and multicolored tattoos.
4 in 1	4 complementary wavelengths included in 1 system.
5	Spot sizes available (2x2 mm - 2.5x2.5 mm - 4x4 mm - 5.5x5.5 mm - 6x6 mm).
Top-Hat Technology	Thanks to the Top-Hat Technology, fluence homogeneity is guaranteed on the whole spot area for an improved effectiveness and safety.
Square Spot	To avoid overlapping and maximize the effectiveness of the treatment.
20 Hz for Carbon Laser Peeling	Thanks to the new frequency of 20Hz, Carbon Laser Peeling is performed homogeneously with no discrepancies to either guarantee high quality, result and safety.
Autodiagnostic test	For an effective control of the output energy.

The effective final result is the natural consequence of all these perfect conditions.

For effective multi-color tattoo removal **Synchro QS4** uses the ultimate Q-Switched laser source generation that offers 4 different treatment wavelengths: 1064 nm, 532 nm, 585 nm and 650 nm. The pigment, or the color, of a tattoo will determine which selective wavelength is more effective at removing a tattoo. These wavelengths can be safely and effectively used for superior results. Our goal is to provide to our clients an optimize device for tattoo removal or benign pigmented lesions treatment, in total safety, minimizing the risk of causing scarring or depigmentation, and ensuring the appropriate energy in a controlled and uniform way.



- 1064 nm Nd:YAG - black and dark colors (dark grey, green and blue)
- 532 nm Nd:YAG - red and similar (purple, orange, light brown)
- 650 nm Nd:YAG - green
- 585 nm Nd:YAG - sky blue



Advanced Technology: Uncompromising Versatility

Homogeneity in tattoo treatment is synonymous of safety



versatility



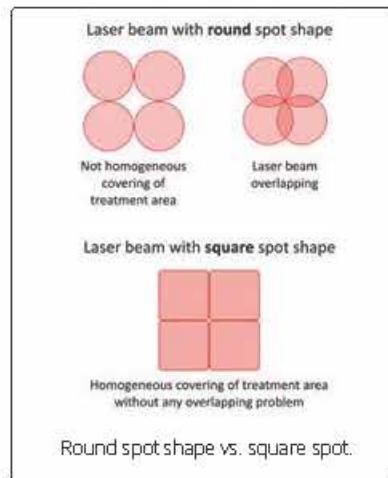
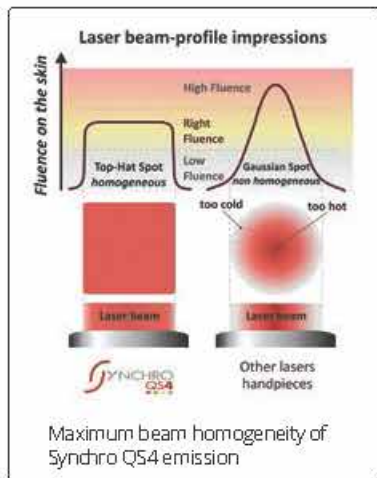
effectiveness



safety

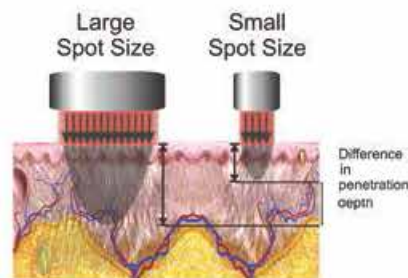


simplicity



Exclusive spot shape & perfect beam homogeneity: total control and maximum efficacy

An important feature of **Synchro Q54** is its exclusive square shape spot. The square spot is actually the best one for reaching maximum efficacy in pigmented lesion and tattoo treatment because it allows to cover the whole area without overlapping and minimal untreated areas. As a consequence the removal process is as uniform as possible. Moreover homogeneity it is also essential inside each single spot. A homogeneous pulse is characterized by the same amount of energy in the whole contact area thus allowing a control maximum energy delivered and, consequently, a minimization of undesirable side effects due to an unequal dosage of energy.



Different penetration of spot sizes.

Flexibility of spot size and optimized released energy

DEKA Synchro Q54 has various different spot sizes (2x2 mm - 2.5x2.5 mm - 4x4 mm - 5.5x5.5 mm - 6x6 mm) that allow great treatment flexibility according to skin type, depth and skin pigment of the tattoo. Increasing contact area affects the pigments in-depth while protecting the surrounding tissues. Each spot also has its own focal lens that allows optimized energy delivery by maximizing the treatment effectiveness.



Clinical Cases



Traumatic Tattoo Removal

Courtesy of: P. Campolmi, M.D. - G. Cannarozzo, M.D. Florence - Italy



Red Tattoo Removal (allergic reaction)

Courtesy of: P. Campolmi, M.D. - G. Cannarozzo, M.D. Florence - Italy



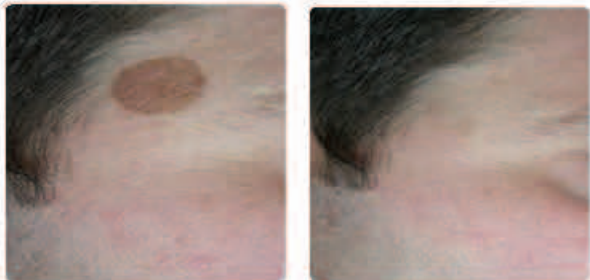
Pigmented Lesion Removal

Courtesy of: P. Campolmi, M.D. - G. Cannarozzo, M.D. Florence - Italy



Tattoo Removal

Courtesy of: P. Campolmi, M.D. - G. Cannarozzo, M.D. Florence - Italy



Pigmented Lesion Removal

Courtesy of: G. Cannarozzo, M.D. Florence - M. Sannino, M.D. Naples - Italy



Tattoo Removal

Courtesy of: P. Campolmi, M.D. - G. Cannarozzo, M.D. Florence - Italy

Technical Data

Synchro QS4	
Laser	Q-Switched Nd:YAG
Wavelengths	1064 nm 532 nm 585 nm (Optional handpiece) 650 nm (Optional handpiece)
Pulse Duration	6 ns
Max Energy @ 1064 nm	1.6 J
Max Repetition Rate @ 532/1064 nm	20 Hz
Square Spot Sizes 1064 / 532 nm	2.0 x 2.0 mm 2.5 x 2.5 mm 4.0 x 4.0 mm 5.5 x 5.5 mm 6.0 x 6.0 mm
Square Spot Sizes 585 / 650 nm	2.5 x 2.5 mm
Electrical Requirements	100-115V (50/60Hz) 220-230V (50Hz) 1.6 kVA
Dimensions* and Weight	132(H) x 48(W) x 80(D) cm - 90 kg

*With folded articulated arm.

CAUTION - Visible and invisible laser radiation. Avoid eye or skin exposure to direct or scattered radiation. Class 4 laser product.



World Gate Medical

Erbil:
0750 317 5819

Service:
0782 838 6448

Dohuk:
0750 303 2672

Manager:
0751 235 4023

Sulaimanya:
0750 852 8458



Main Office: Iraq, Erbil, Mahmood Alhafeed Square, Qessab building, 1st Floor
sales@worldgate-medical.com

www.worldgate-medical.com

World Gate Medical

CE
0123

SYNCHRO
QS4



WORLD GATE
Medical & Lab. Supplies